

This report is filtered

Only show: #1 Question "Which UNISON region do you work in?" is one of the following answers ("South East")

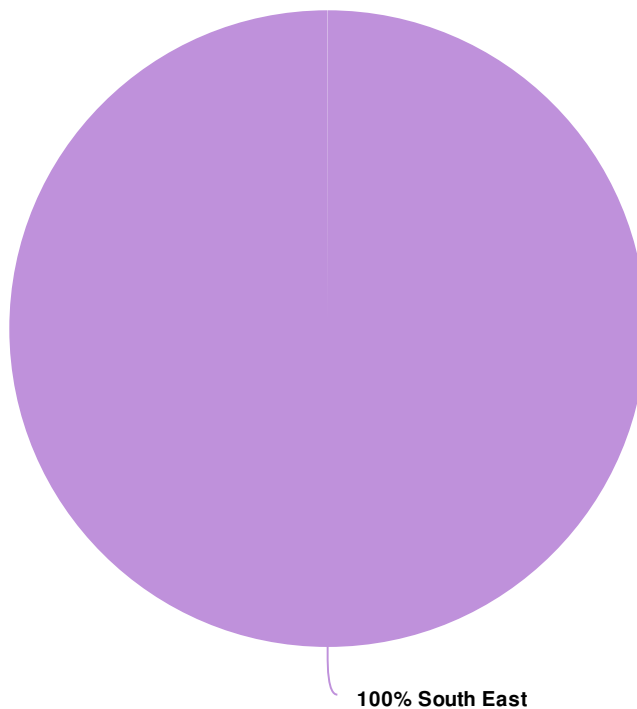
South East - Report for School staff survey for those who returned from 1 June


Response Counts

Completion Rate:	100%		
	Complete		1,777

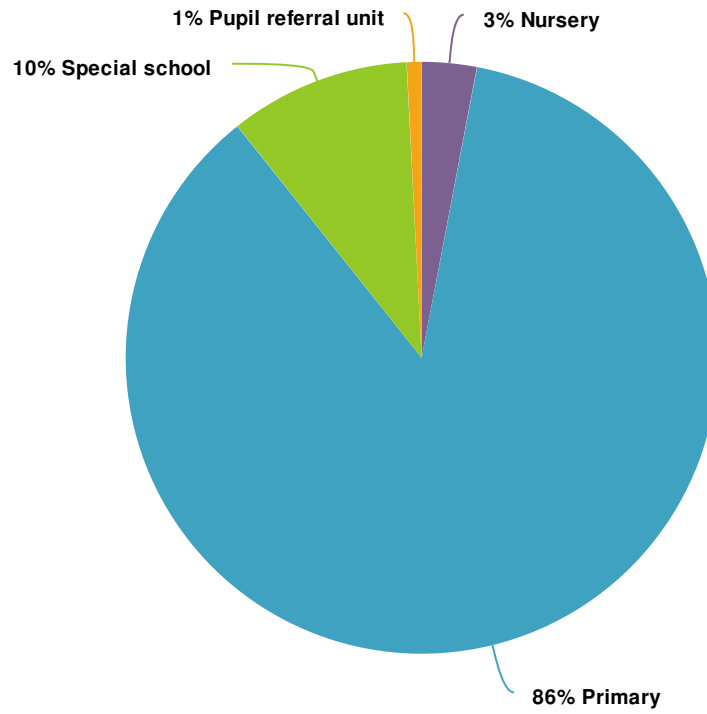
Totals: 1,777

1. Which UNISON region do you work in?



Value		Percent	Responses
South East		100.0%	1,777
			Totals: 1,777

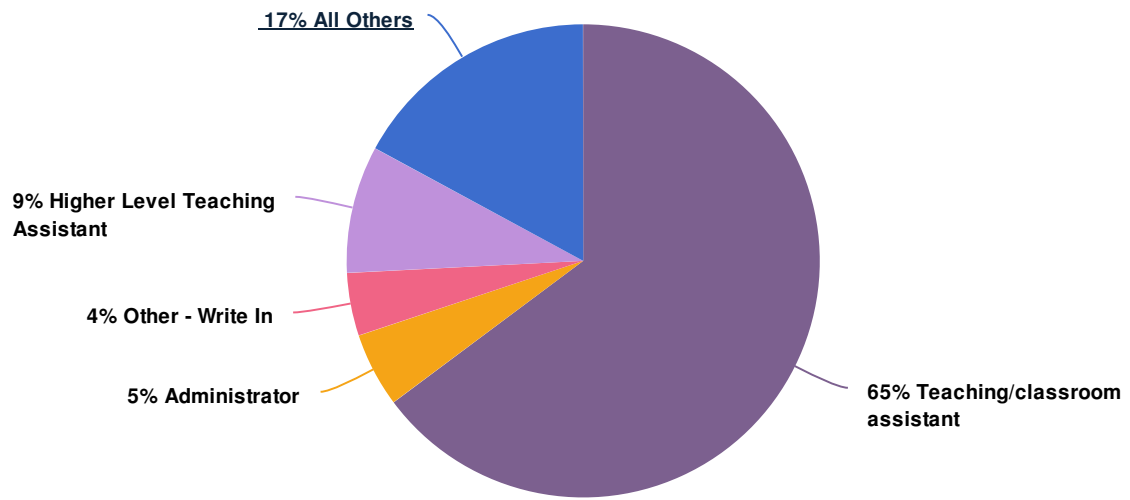
2. What kind of setting do you work in?



Value	Percent	Responses
Nursery	3.0%	51
Primary	86.4%	1,490
Special school	9.9%	170
Pupil referral unit	0.8%	14

Totals: 1,725

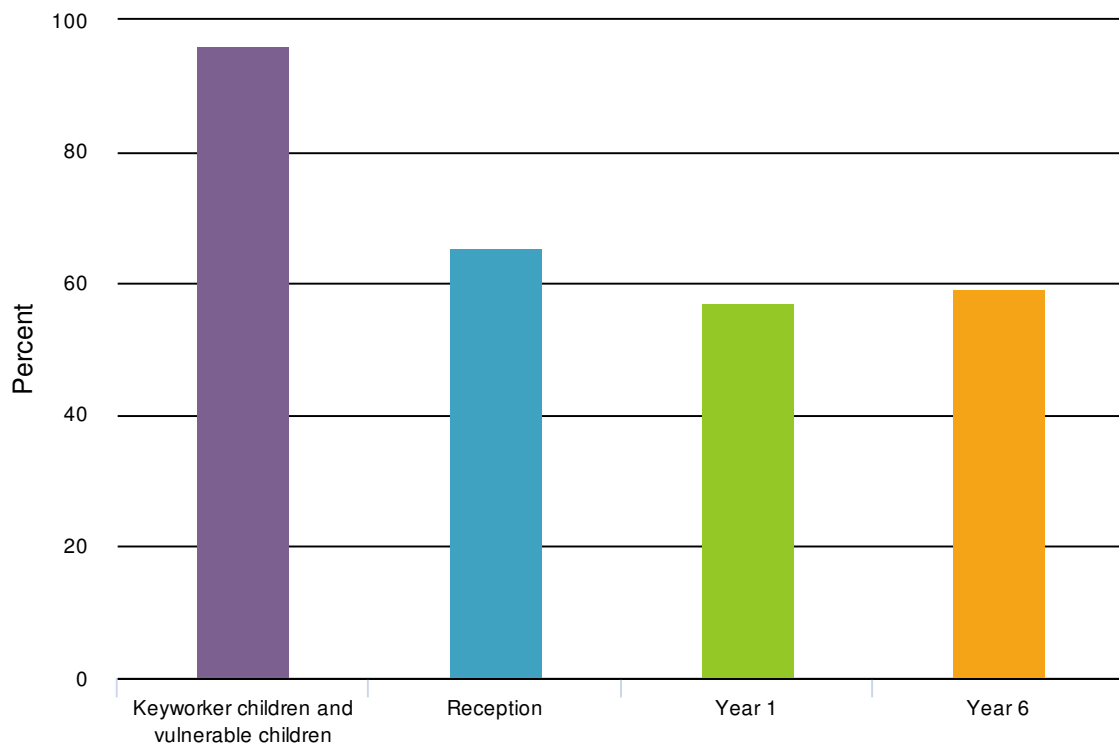
3. What is your main role?







Value		Percent	Responses
Teaching/classroom assistant		64.8%	1,133
Administrator		5.1%	90
Other - Write In		4.3%	76
Higher Level Teaching Assistant		8.7%	152
Design & technology technician		0.1%	1
IT technician		0.3%	6
Receptionist		0.6%	10
Cover supervisor		1.4%	24
Site/facilities staff		2.6%	46
Catering		0.7%	12
Learning mentor		1.2%	21
Librarian		0.3%	5
School business professional		1.8%	32
Nurse/nurse		2.9%	50
Cleaner		0.5%	8
Attendance officer		0.6%	10
Family support adviser		1.7%	30
Behaviour management practitioner		0.9%	16
Exams officer		0.1%	1
Midday supervisor		1.4%	25

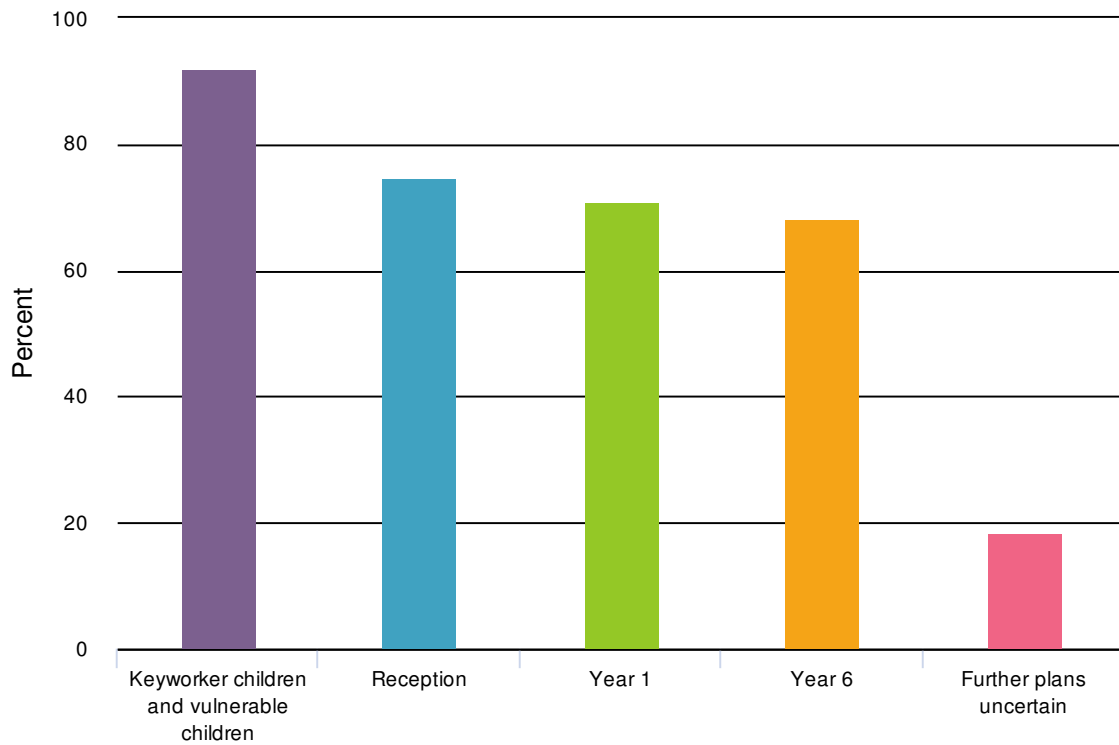
Totals: 1,748






4. This week which groups has your school been open to? (Select all that apply)



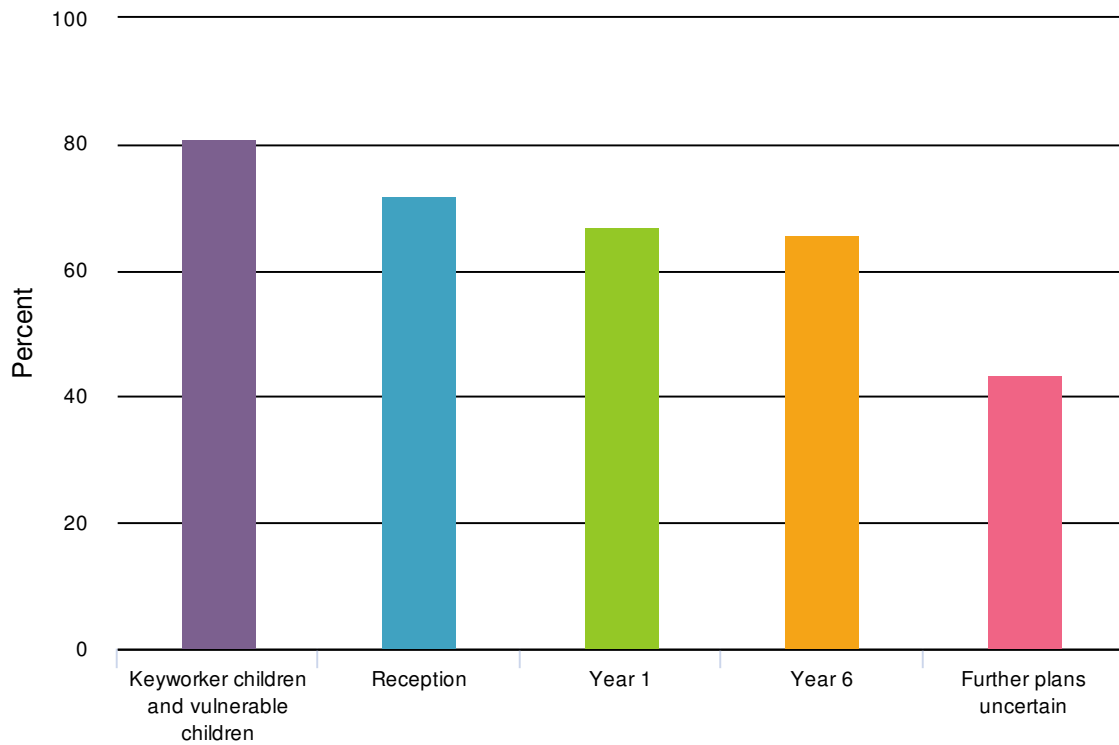
Value		Percent	Responses
Keyworker children and vulnerable children		96.1%	1,419
Reception		65.5%	968
Year 1		57.1%	844
Year 6		59.2%	875






5. By Monday 8 June which groups does your school plan to be open to? (select all that apply)



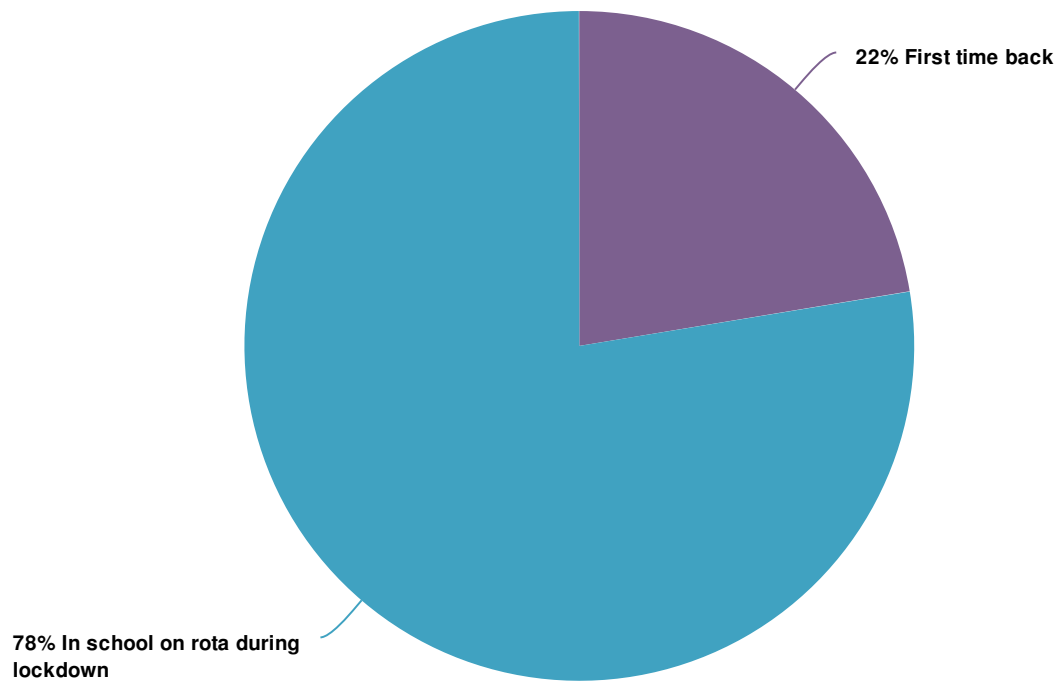
Value		Percent	Responses
Keyworker children and vulnerable children		92.1%	1,346
Reception		74.8%	1,094
Year 1		70.9%	1,036
Year 6		68.2%	997
Further plans uncertain		18.5%	270



6. By Monday 15 June, which groups does your school plan to be open to? (Select all that apply)



Value		Percent	Responses
Keyworker children and vulnerable children		80.8%	1,179
Reception		71.8%	1,047
Year 1		67.0%	978
Year 6		65.8%	960
Further plans uncertain		43.4%	633

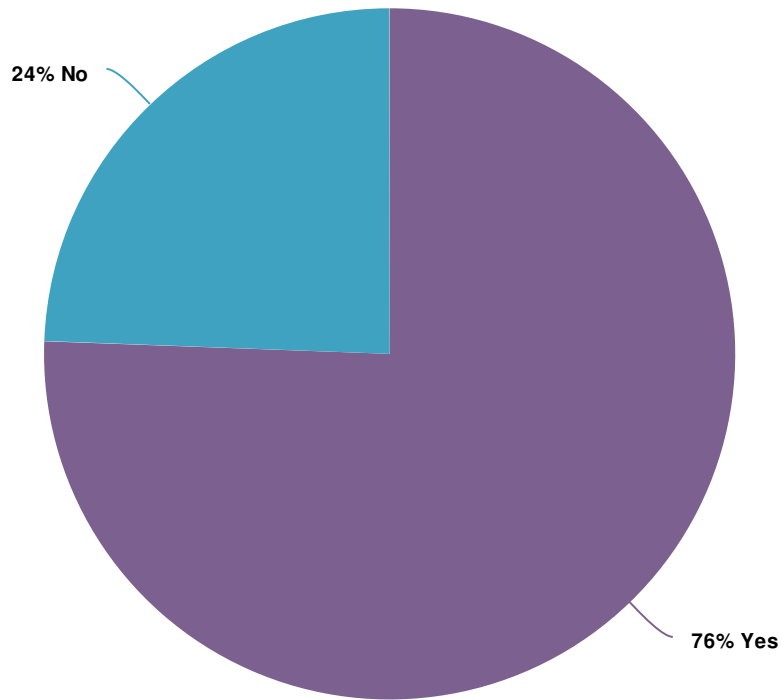
7. Did you return to school/nursery this week for the first time or have you been in school on a rota during the lockdown?



Value		Percent	Responses
First time back		22.4%	376
In school on rota during lockdown		77.6%	1,299

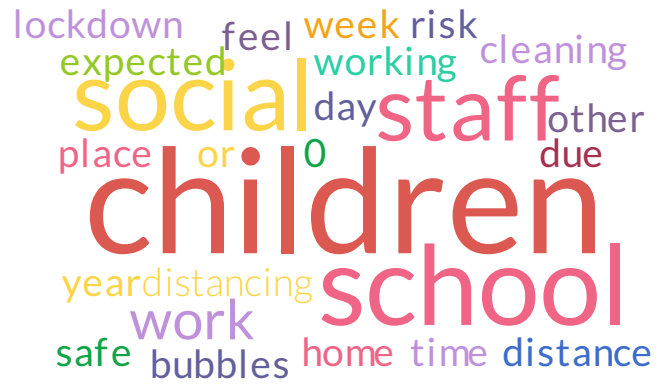
Totals: 1,675

8. Has your experience been as you expected?

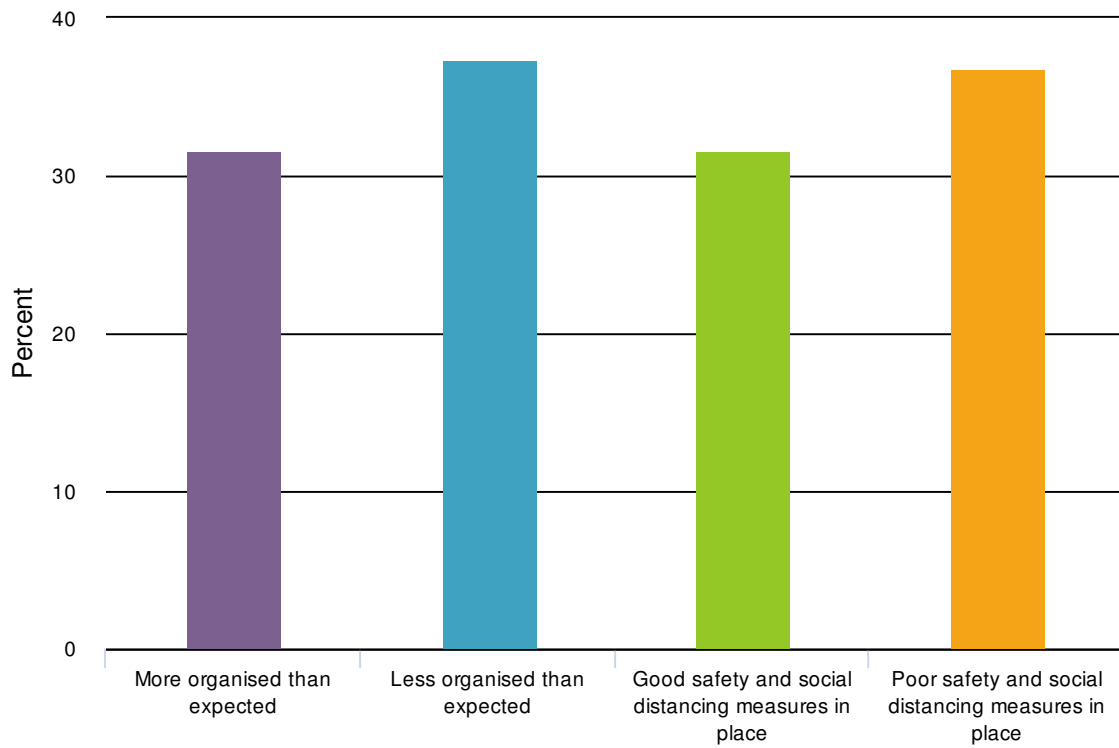






Value		Percent	Responses
Yes		75.6%	1,262
No		24.4%	408
			Totals: 1,670

9. Has your experience been as you expected? - comments



10. If not, in what way was it different? (Select all that apply)

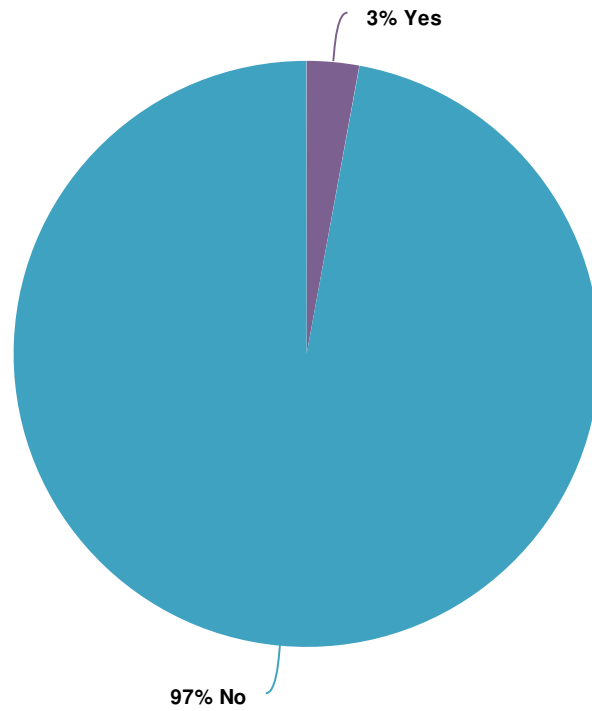


Value		Percent	Responses
More organised than expected		31.6%	115
Less organised than expected		37.4%	136
Good safety and social distancing measures in place		31.6%	115
Poor safety and social distancing measures in place		36.8%	134

11. If not, in what way was it different? (Select all that apply) - comments

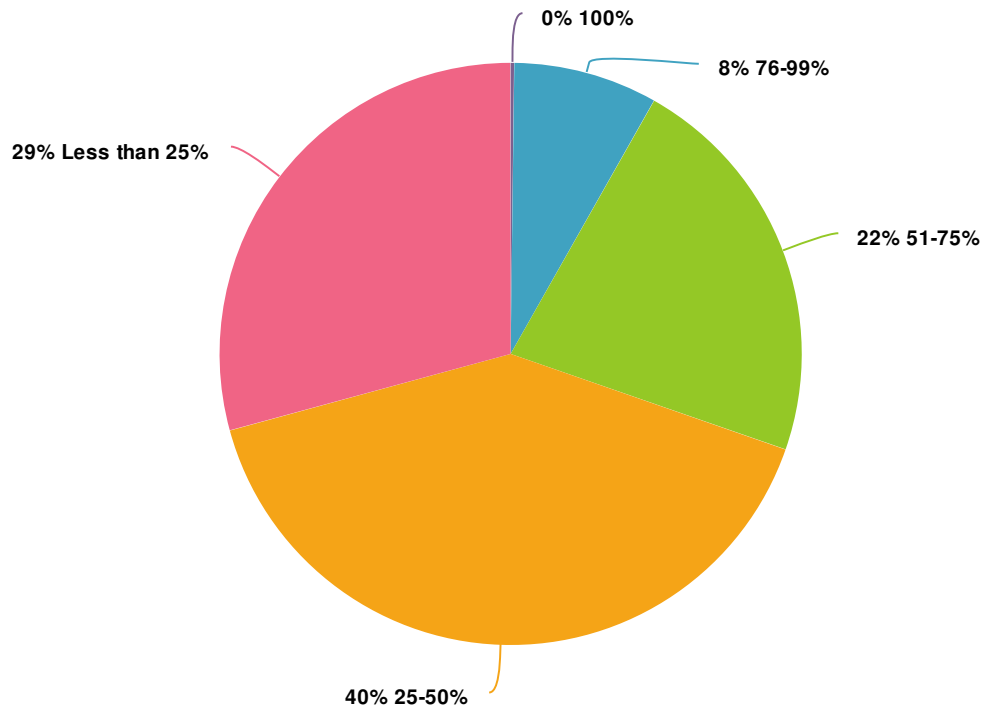


12. Do you have to take public transport to get to work?



Value	Percent	Responses
Yes	2.9%	50
No	97.1%	1,670
		Totals: 1,720

13. Roughly what proportion of eligible children have attended as your school/nursery has opened more widely?



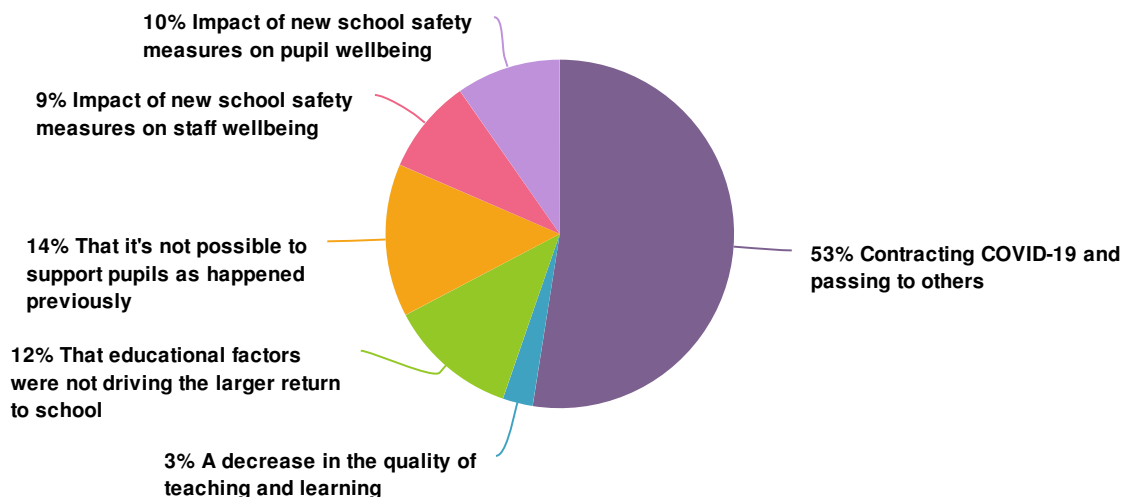
Value	Percent	Responses
100%	0.2%	4
76-99%	8.0%	134
51-75%	22.1%	372
25-50%	40.4%	679
Less than 25%	29.2%	491

Totals: 1,680

14. Is social distancing being adhered to in your school/nursery?

	To a large extent	To some extent	To a small extent	To no extent	Responses
Between staff Count Row %	713 41.7%	706 41.3%	244 14.3%	46 2.7%	1,709
Between parents Count Row %	837 52.7%	603 38.0%	123 7.7%	25 1.6%	1,588
Between staff and pupils Count Row %	394 23.6%	718 42.9%	384 23.0%	177 10.6%	1,673
Between pupils Count Row %	232 13.9%	650 39.1%	512 30.8%	270 16.2%	1,664
Totals Total Responses					1709


15. After the first week of an increased number of children, what is your biggest concern?



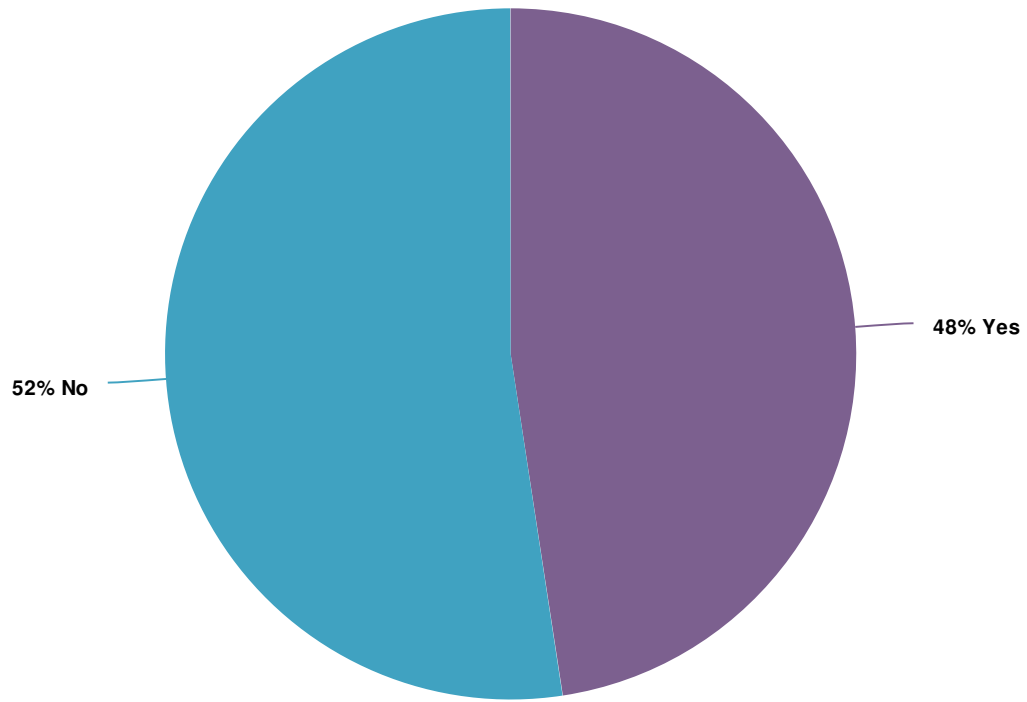
Value	Percent	Responses
Contracting COVID-19 and passing to others	52.5%	872
A decrease in the quality of teaching and learning	2.8%	47
That educational factors were not driving the larger return to school	12.0%	199
That it's not possible to support pupils as happened previously	14.2%	235
Impact of new school safety measures on staff wellbeing	8.8%	146
Impact of new school safety measures on pupil wellbeing	9.7%	161



Totals: 1,660

16. After the first week of an increased number of children, what is your biggest concern? - comments



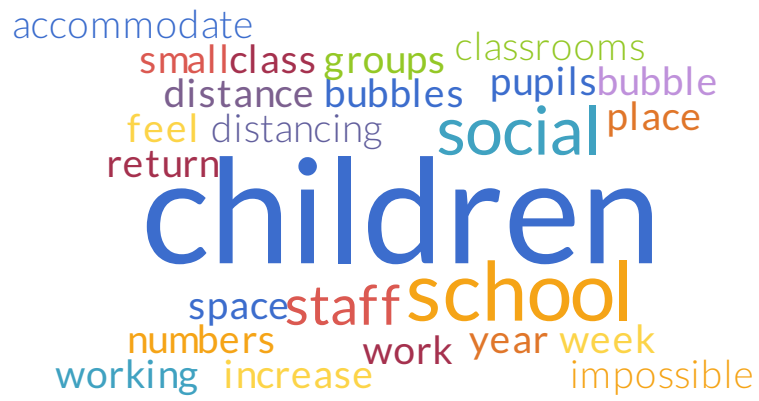
17. If you were worried about your workplace accepting more children, have you been reassured by your experience this week?



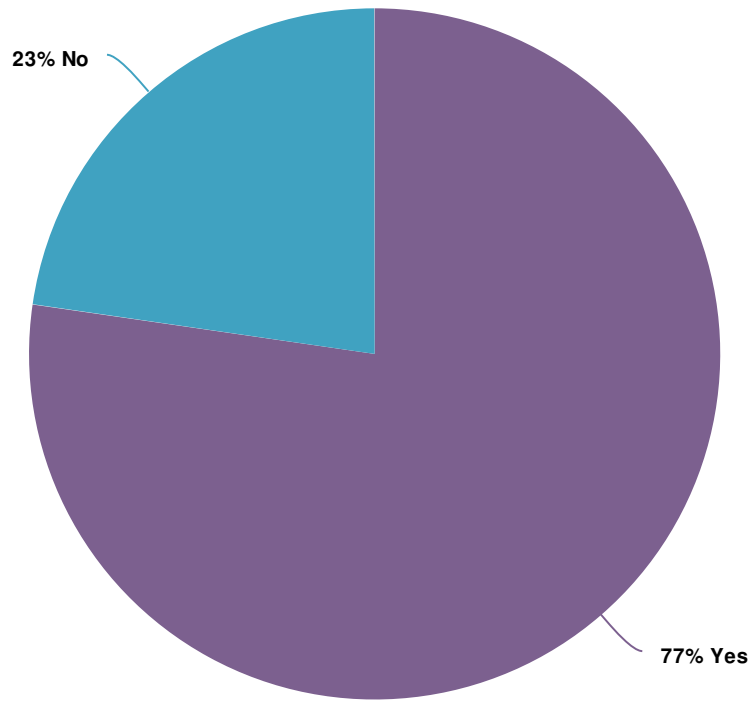
Value		Percent	Responses
Yes		47.6%	767
No		52.4%	844



Totals: 1,611

18. If you were worried about your workplace accepting more children, have you been reassured by your experience this week? - comments



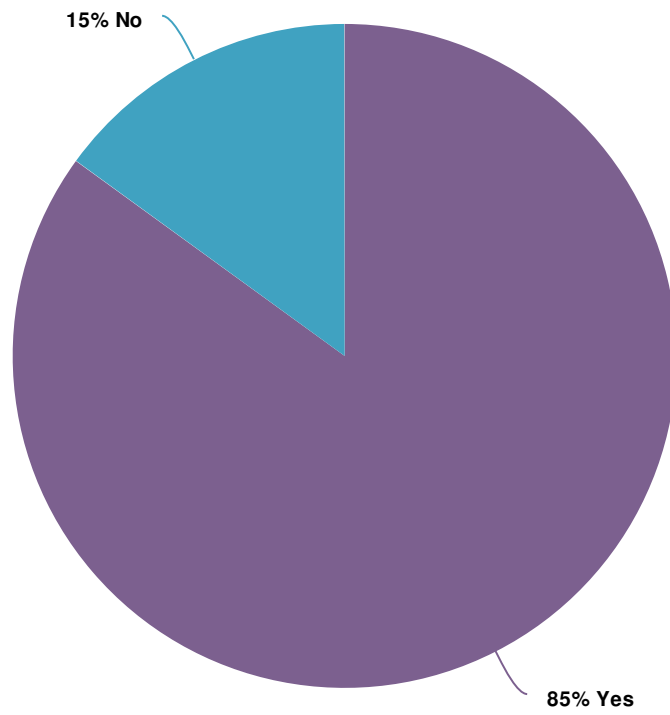
19. Is your school working with no more than 15 pupils per group? (government maximum)



Value		Percent	Responses
Yes		77.3%	1,124
No		22.7%	330

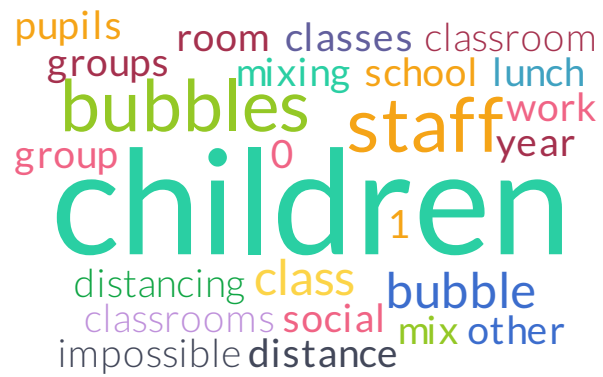
Totals: 1,454

20. Is the limited class size proving an effective way of preventing large groups of children and staff from mixing?

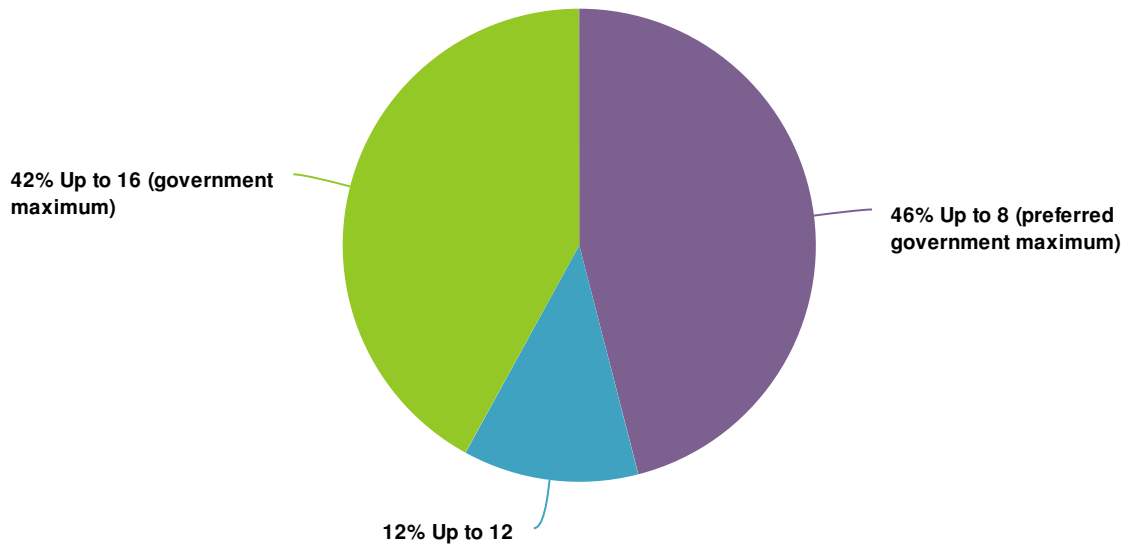





Value	Percent	Responses
Yes	85.0%	1,214
No	15.0%	215
		Totals: 1,429

21. Is the limited class size proving an effective way of preventing large groups of children and staff from mixing? - comments



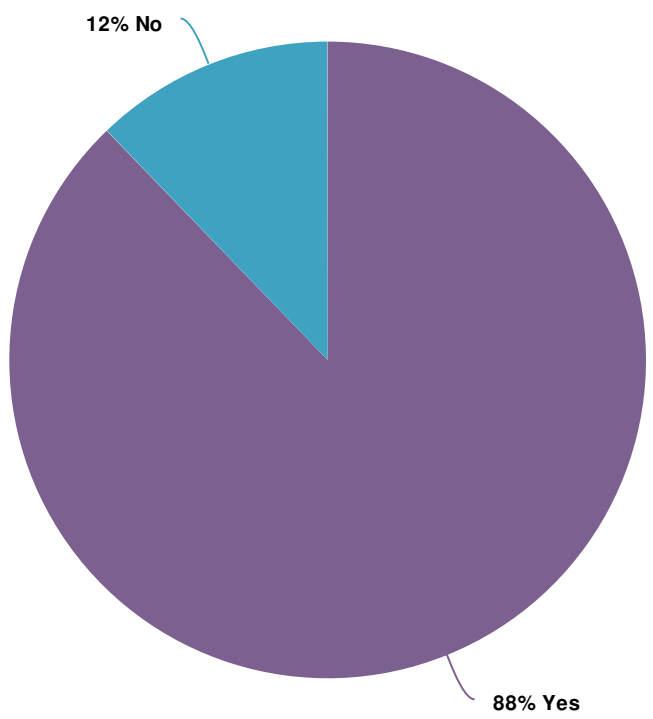
22. What is the maximum agreed number of children in each 'bubble' in your nursery?



Value		Percent	Responses
Up to 8 (preferred government maximum)		46.0%	23
Up to 12		12.0%	6
Up to 16 (government maximum)		42.0%	21

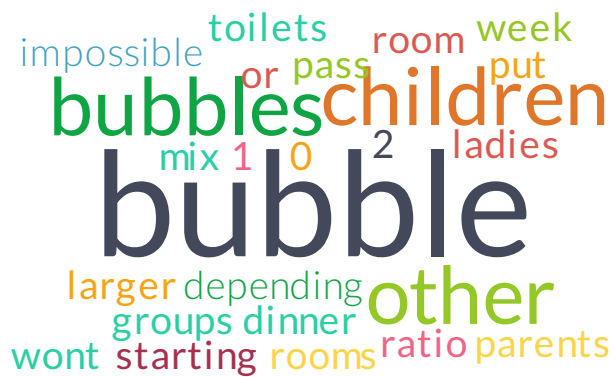
Totals: 50

23. Are 'bubbles' proving an effective way of preventing large groups of children and staff from mixing?

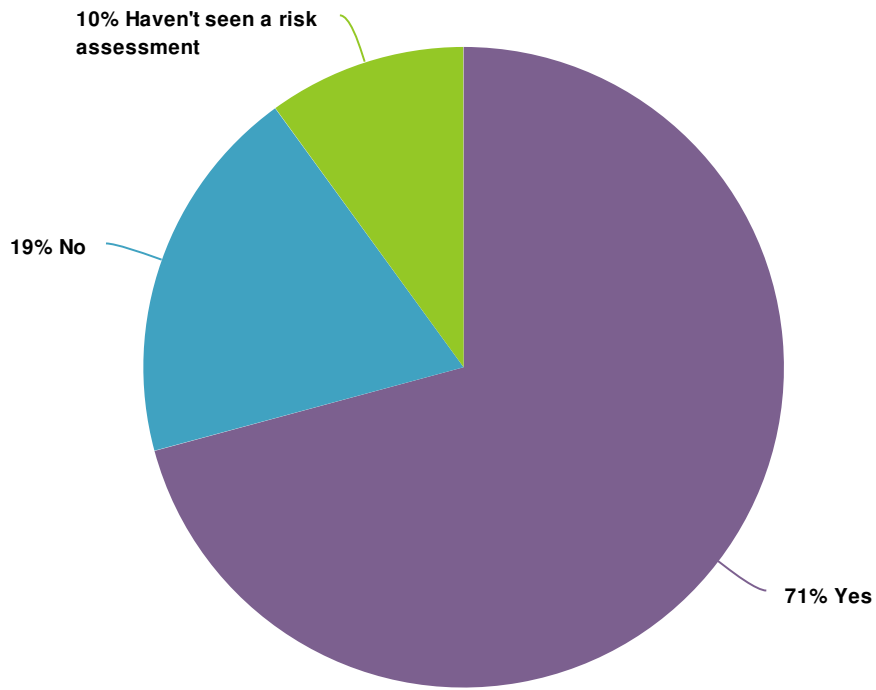


Value	Percent	Responses
Yes	87.8%	43
No	12.2%	6
		Totals: 49

24. Are 'bubbles' proving an effective way of preventing large groups of children and staff from mixing? - comments



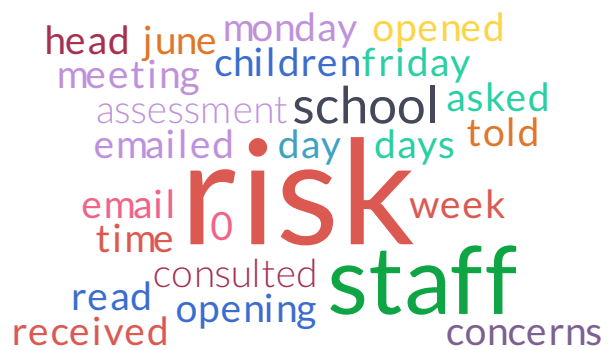
25. Were you consulted on the school/nursery risk assessment in good time before opening more widely?



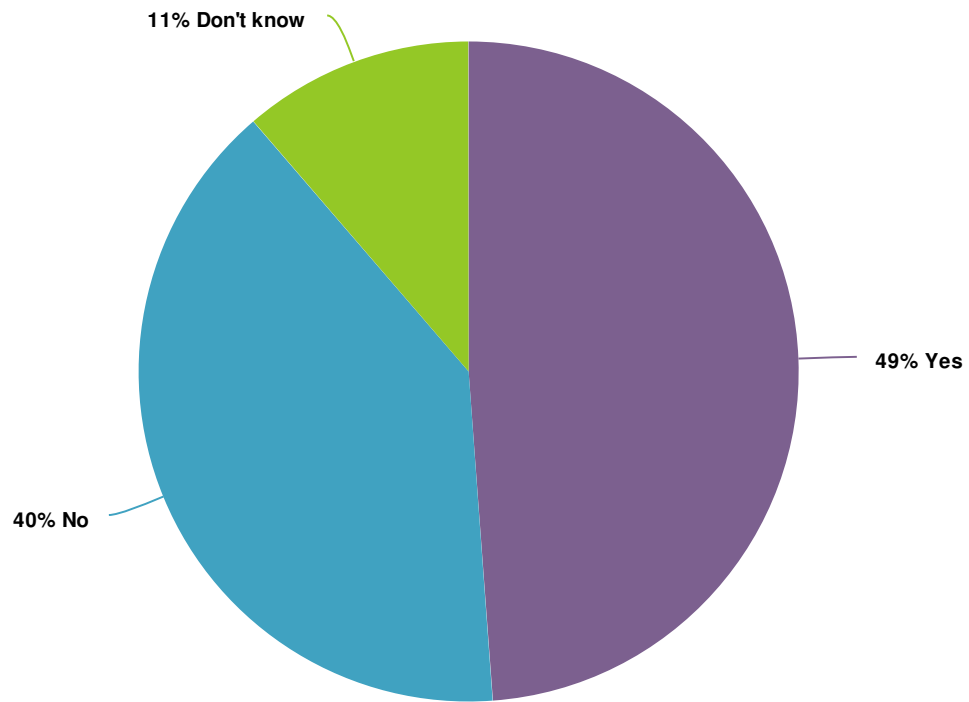
Value	Percent	Responses
Yes	70.8%	1,204
No	19.2%	326
Haven't seen a risk assessment	10.0%	170

Totals: 1,700

26. Were you consulted on the school/nursery risk assessment in good time before opening more widely? - comments



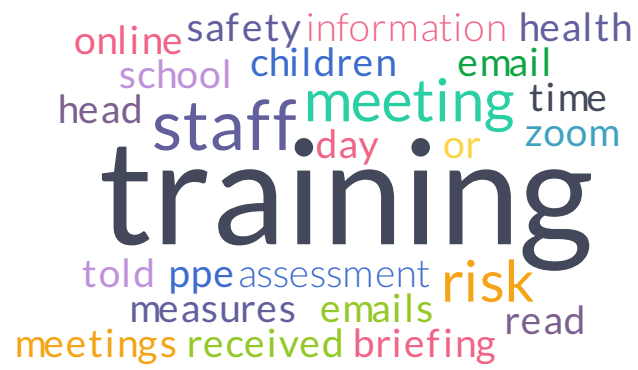
27. Was training provided for staff on the health and safety measures in place prior to opening more widely?



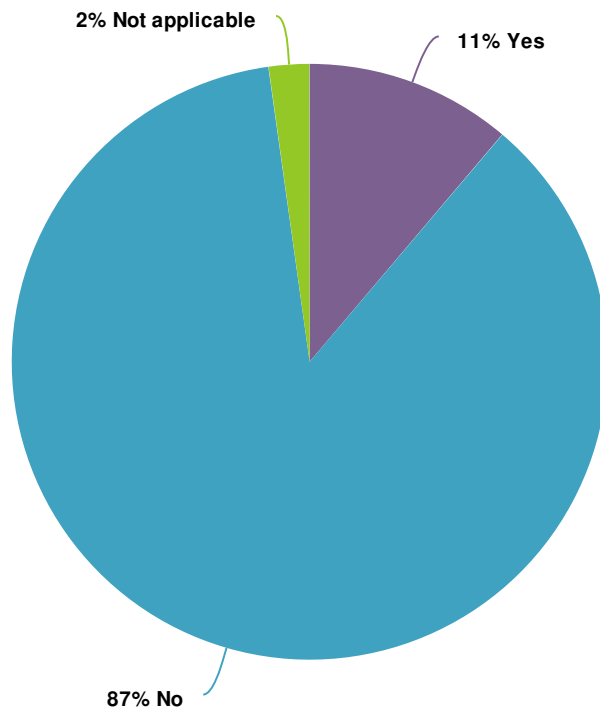
Value	Percent	Responses
Yes	48.8%	831
No	39.8%	678
Don't know	11.3%	193

Totals: 1,702

28. Was training provided for staff on the health and safety measures in place prior to opening more widely? - comments



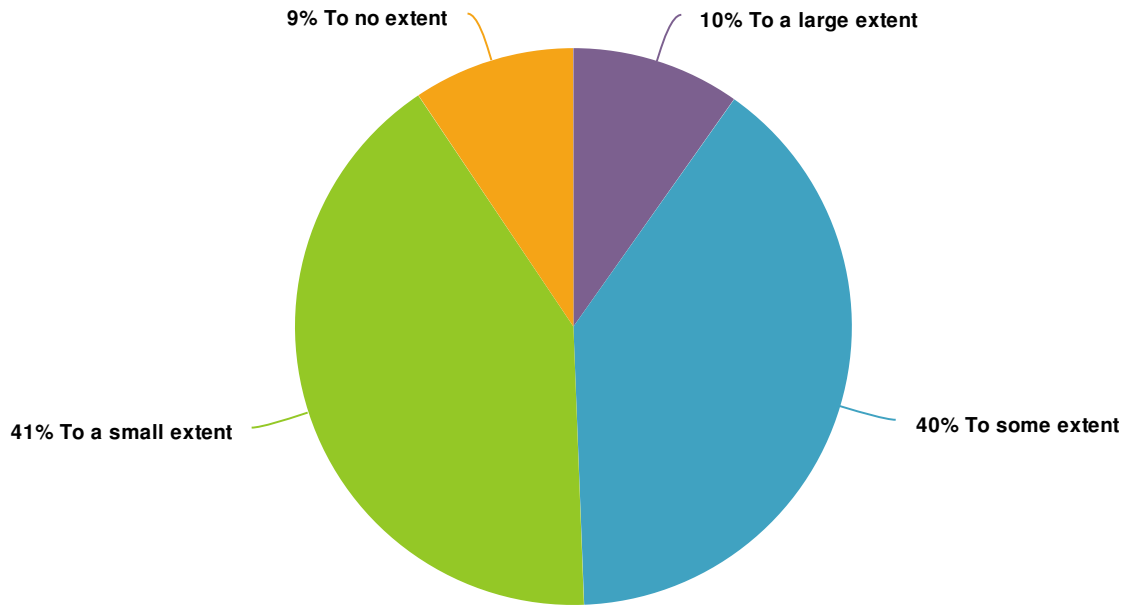
29. Do you think your school would be able to cope with more pupils from other year groups attending ahead of the summer break?



Value		Percent	Responses
Yes		11.2%	161
No		86.6%	1,249
Not applicable		2.2%	32

Totals: 1,442

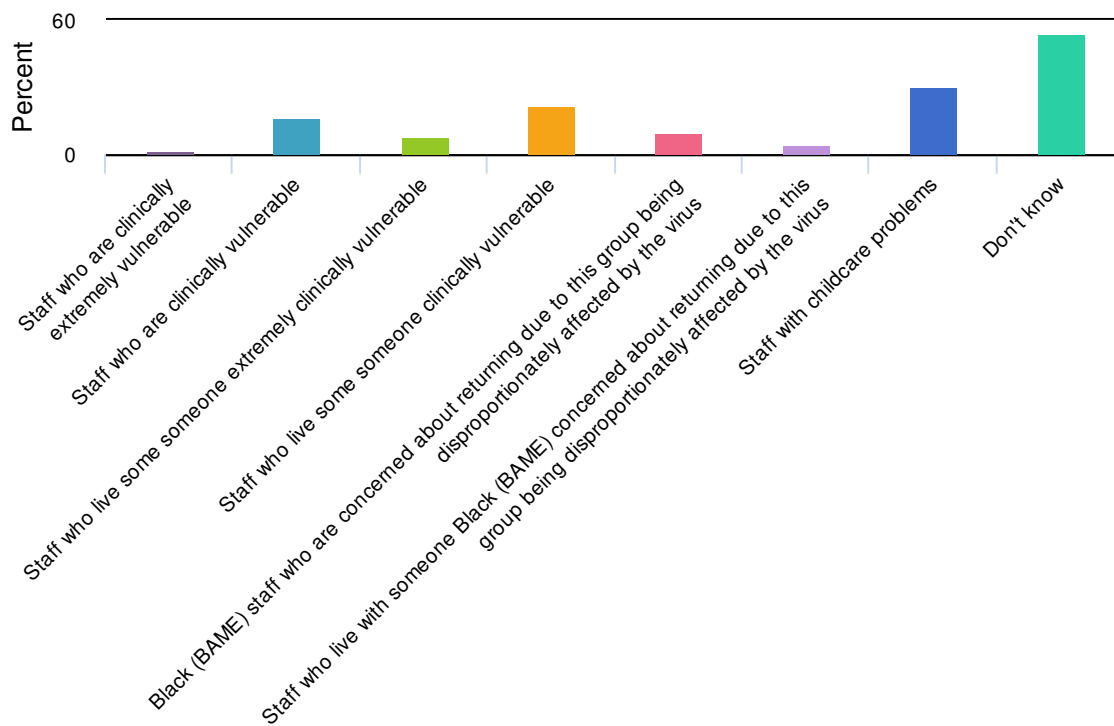
30. To what extent has usual learning been taking place?



Value	Percent	Responses
To a large extent	9.8%	165
To some extent	39.6%	664
To a small extent	41.2%	692
To no extent	9.4%	157

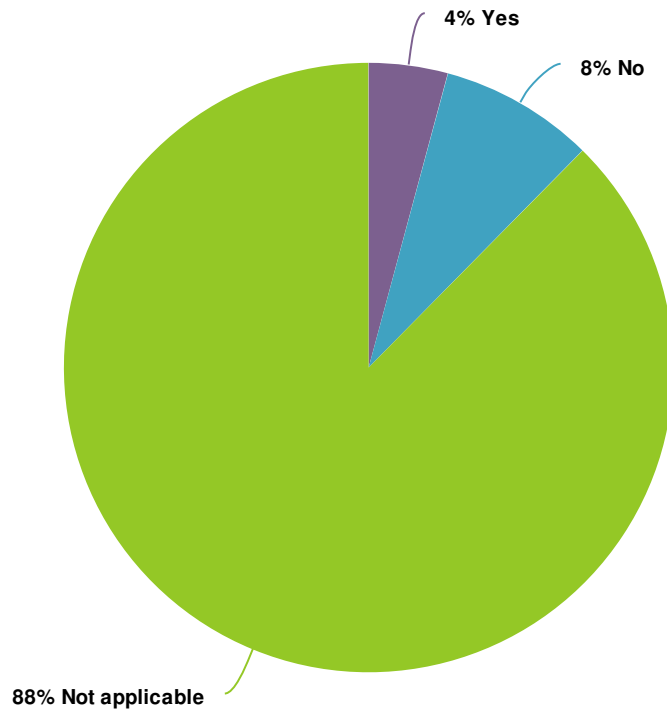
Totals: 1,678

31. Is anyone in the following categories being asked to work on your school site?
(Select all that apply)



Value	Percent	Responses
Staff who are clinically extremely vulnerable	1.7%	23
Staff who are clinically vulnerable	16.1%	217
Staff who live some someone extremely clinically vulnerable	7.8%	105
Staff who live some someone clinically vulnerable	21.5%	291
Black (BAME) staff who are concerned about returning due to this group being disproportionately affected by the virus	9.5%	129
Staff who live with someone Black (BAME) concerned about returning due to this group being disproportionately affected by the virus	4.4%	60
Staff with childcare problems	30.2%	408
Don't know	54.3%	734

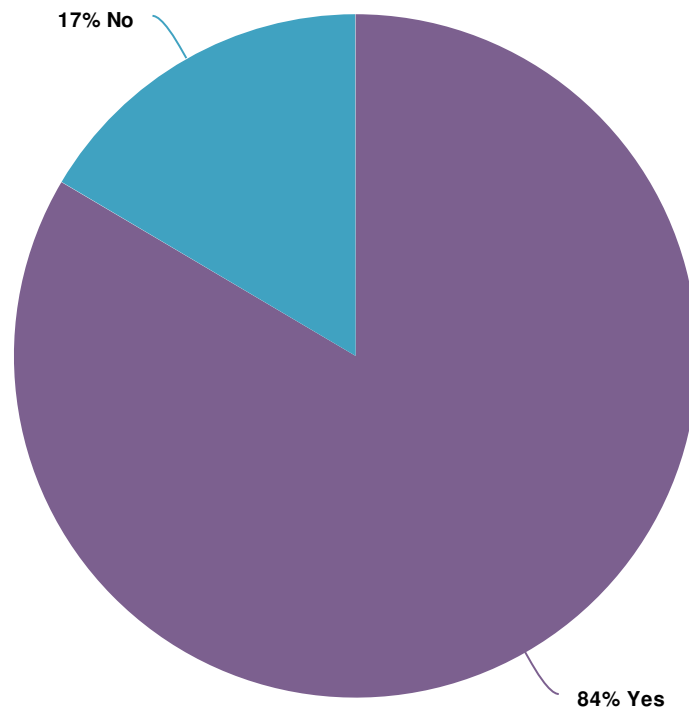
32. If you are classed as clinically vulnerable but still attending the workplace, has a risk assessment been carried out for you personally?



Value	Percent	Responses
Yes	4.2%	68
No	8.2%	133
Not applicable	87.7%	1,430

Totals: 1,631

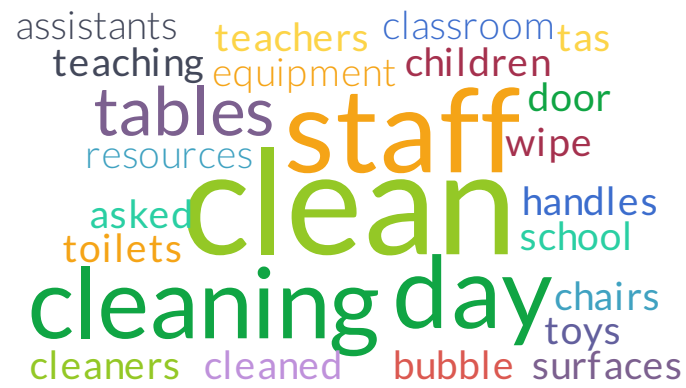
33. Are any staff other than cleaners being asked to clean classrooms and/or resources?



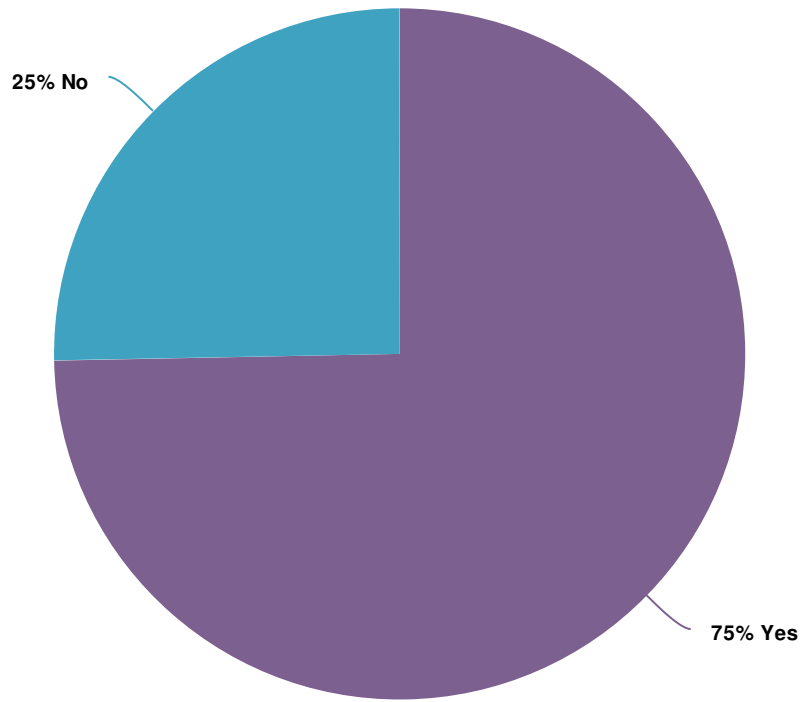
Value	Percent	Responses
Yes	83.5%	1,402
No	16.5%	277

Totals: 1,679

34. Are any staff other than cleaners being asked to clean classrooms and/or resources? - comments



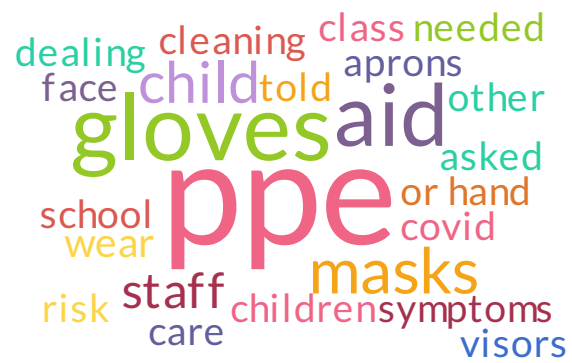
35. Has your school/nursery provided PPE to staff who need it following a risk assessment?



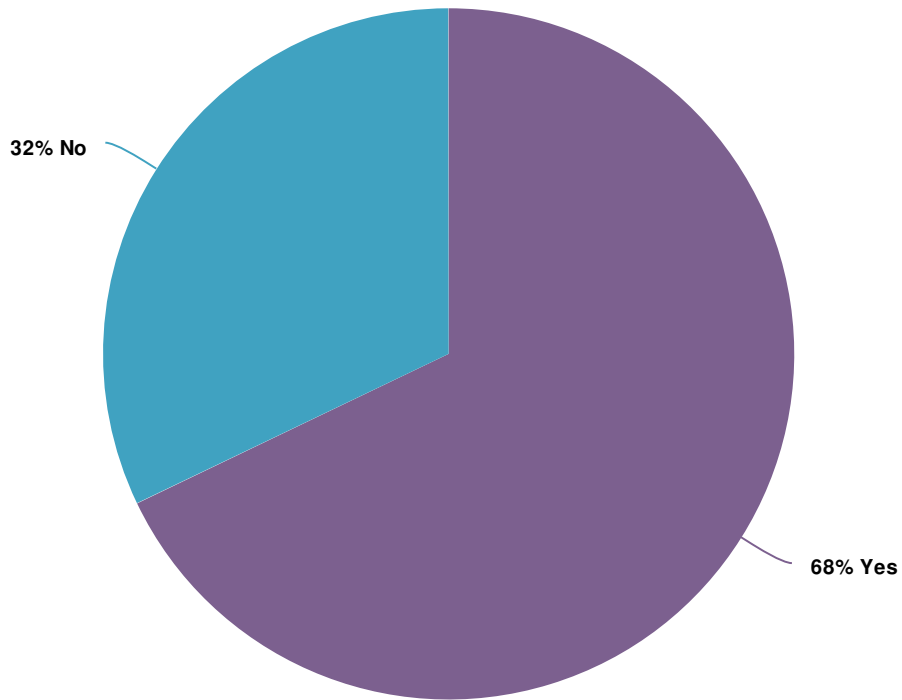
Value	Percent	Responses
Yes	74.7%	1,203
No	25.3%	407



Totals: 1,610

36. Has your school/nursery provided PPE to staff who need it following a risk assessment? - comments

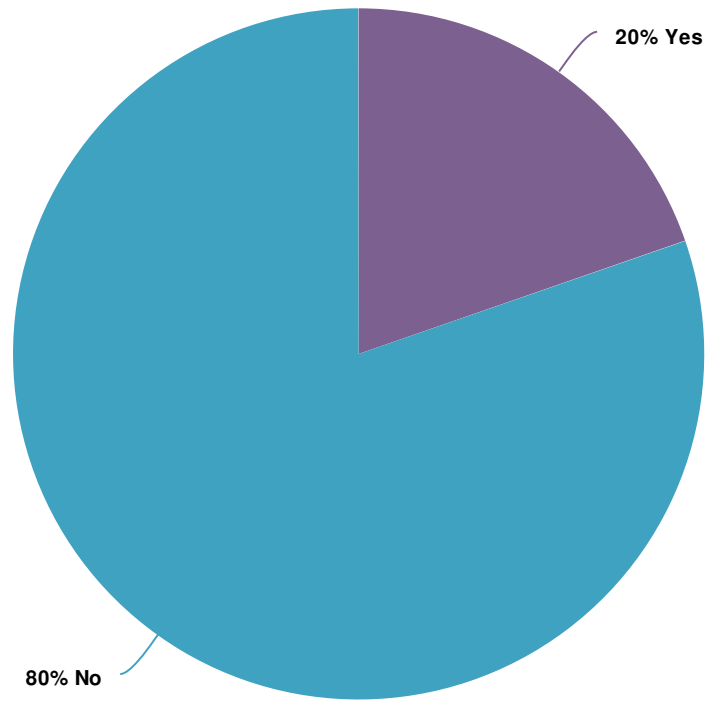


37. Is your school/nursery allowing staff to wear PPE if they wish to do so?



Value		Percent	Responses
Yes		67.9%	1,106
No		32.1%	524
			Totals: 1,630

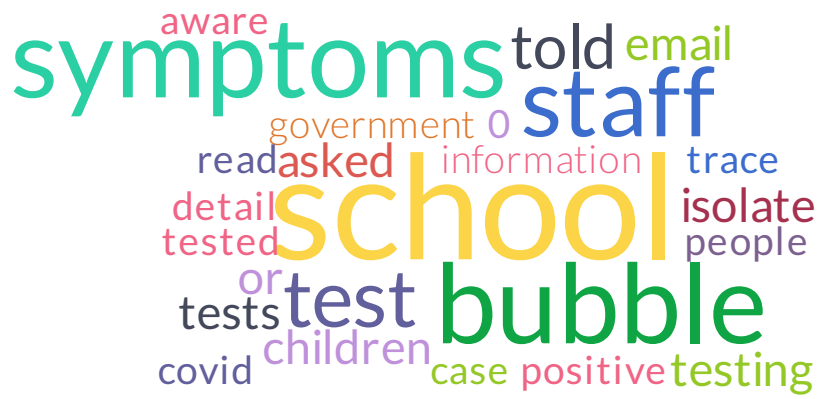
38. Has your school/nursery given you any detail on how the government test, trace and isolate infrastructure will work locally?



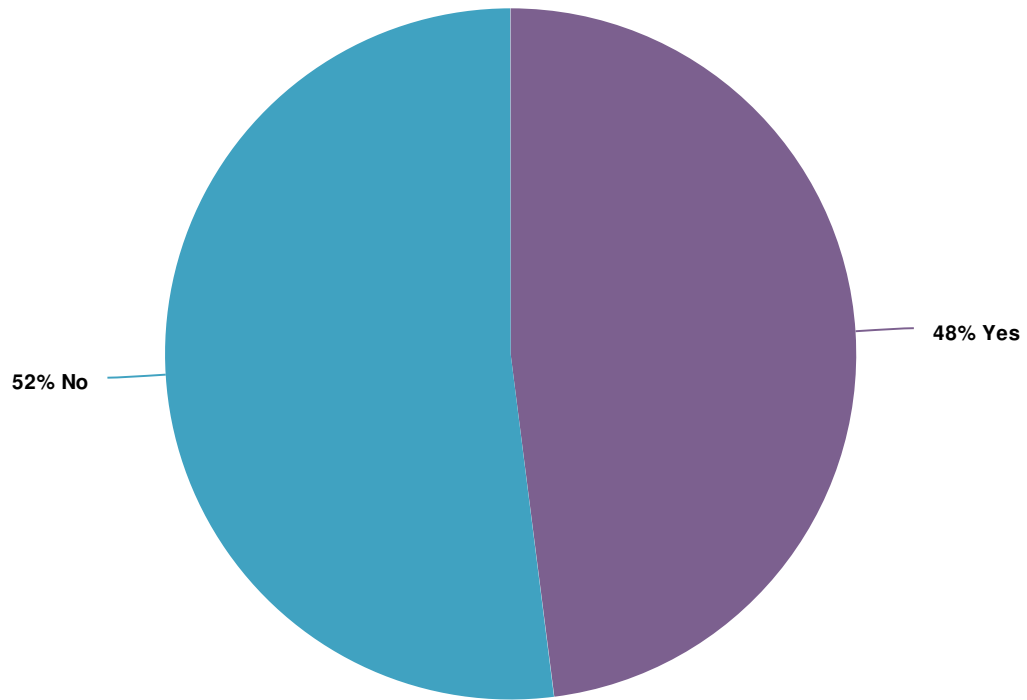
Value	Percent	Responses
Yes	19.7%	329
No	80.3%	1,343



Totals: 1,672

39. Has your school/nursery given you any detail on how the government test, trace and isolate infrastructure will work locally? - comments



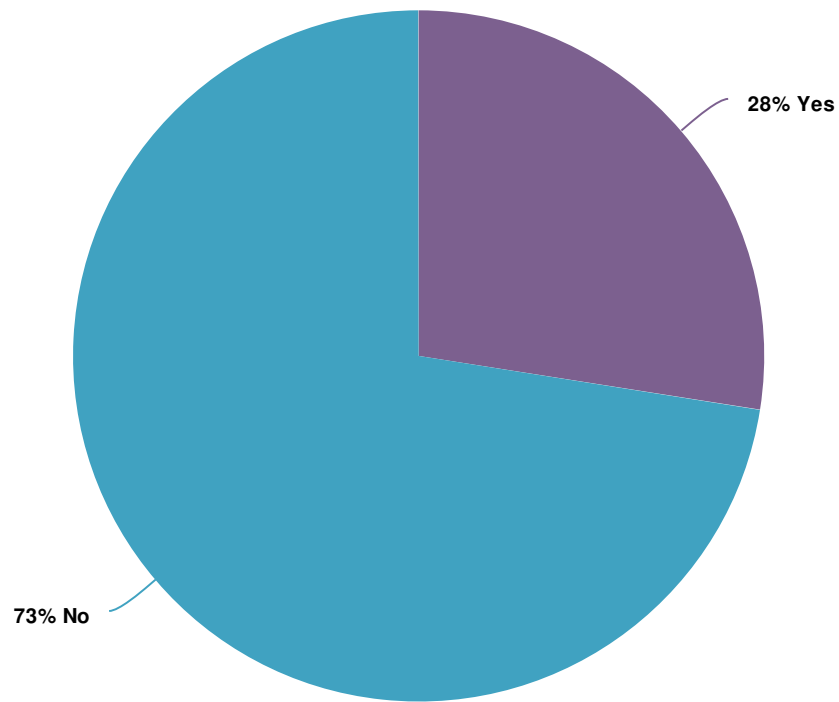
40. Do you normally lead classes to cover teacher PPA time, absences or in an HLT A role?



Value		Percent	Responses
Yes		48.0%	609
No		52.0%	661

Totals: 1,270


41. Is your school now expecting you to lead classes to cover for absences and/or teacher PPA time?



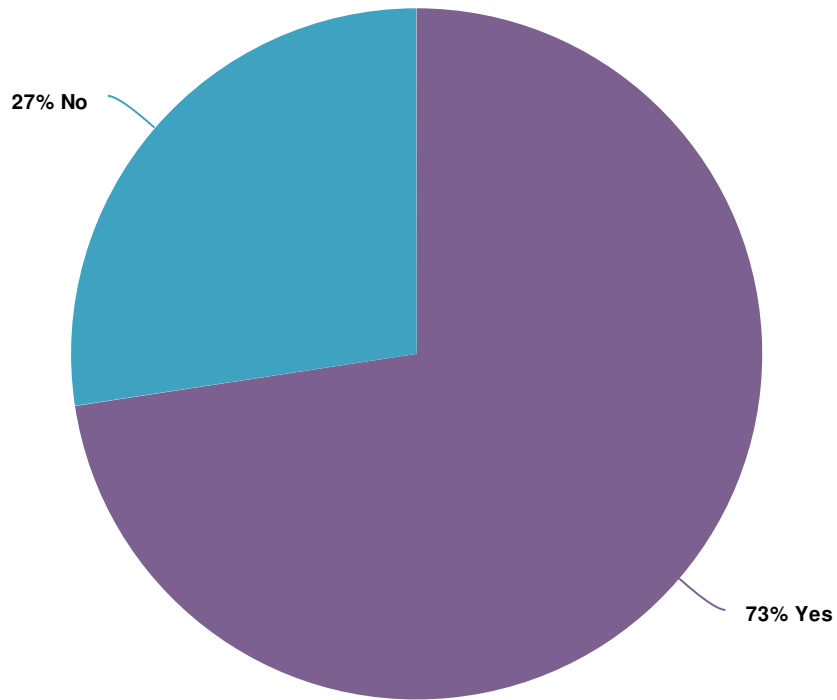
Value		Percent	Responses
Yes		27.5%	177
No		72.5%	466

Totals: 643

42. Is your school now expecting you to lead classes to cover for absences and/or teacher PPA time? - comments

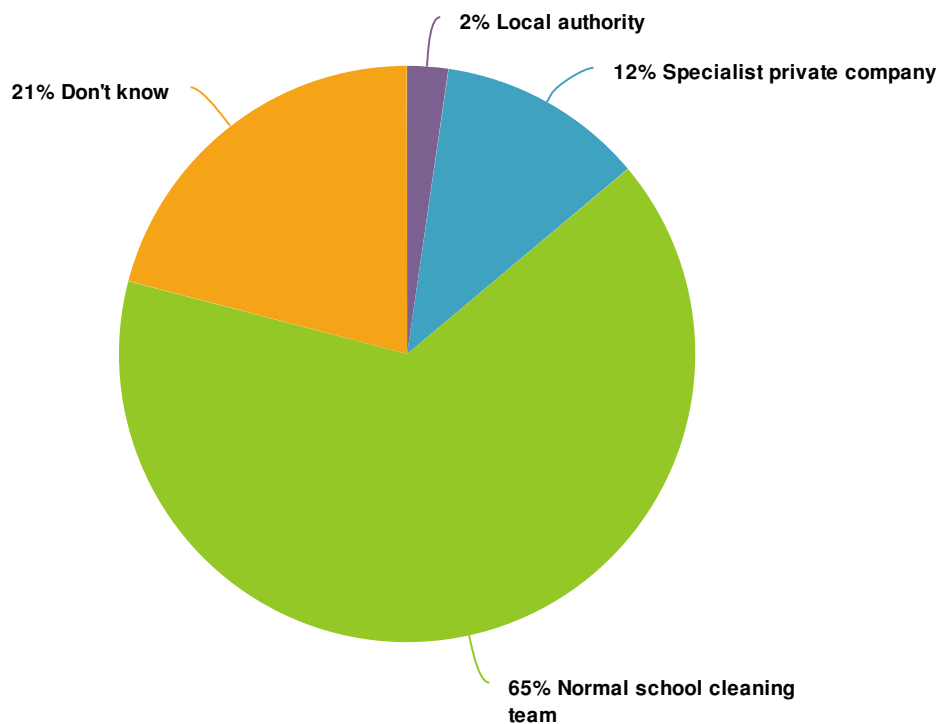


43. Has the school's/nursery's cleaning service been increased?



Value	Percent	Responses
Yes	72.6%	1,192
No	27.4%	449
		Totals: 1,641

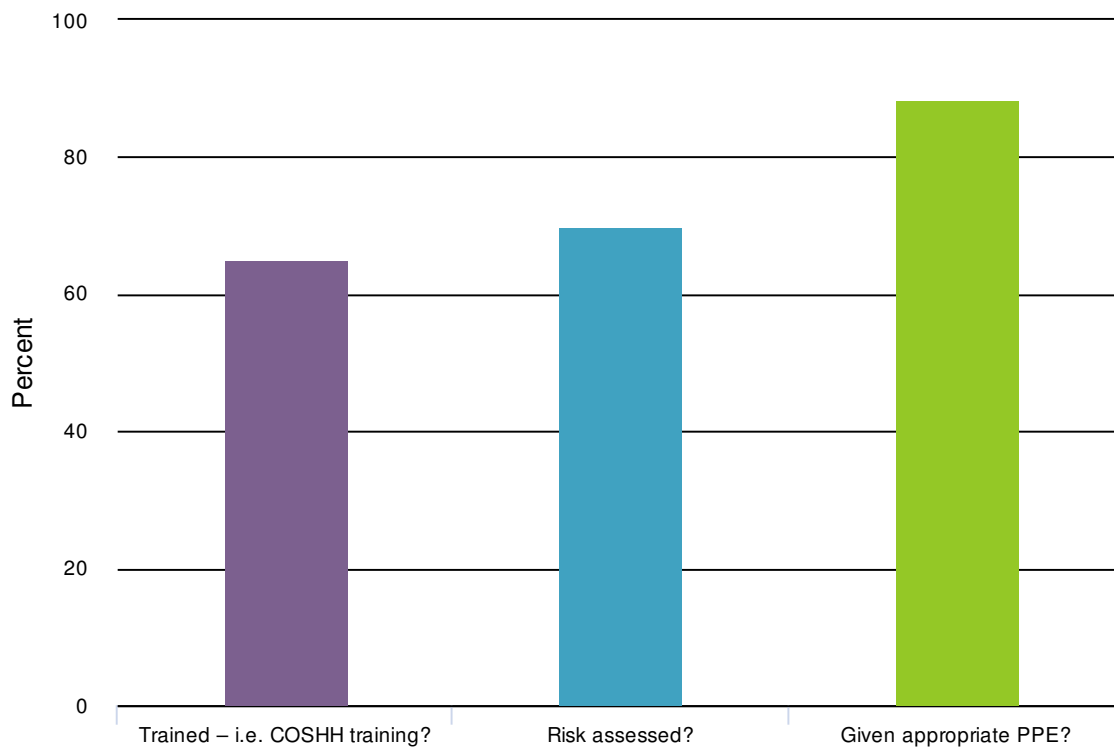
44. Who is undertaking 'deep cleaning' in the event of a Covid case?






Value	Percent	Responses
Local authority	2.3%	2
Specialist private company	11.6%	10
Normal school cleaning team	65.1%	56
Don't know	20.9%	18

Totals: 86

45. If deep cleaning is being done by the normal school cleaning team, are the cleaning staff being...(Select all that apply)



Value		Percent	Responses
Trained – i.e. COSHH training?		65.1%	28
Risk assessed?		69.8%	30
Given appropriate PPE?		88.4%	38